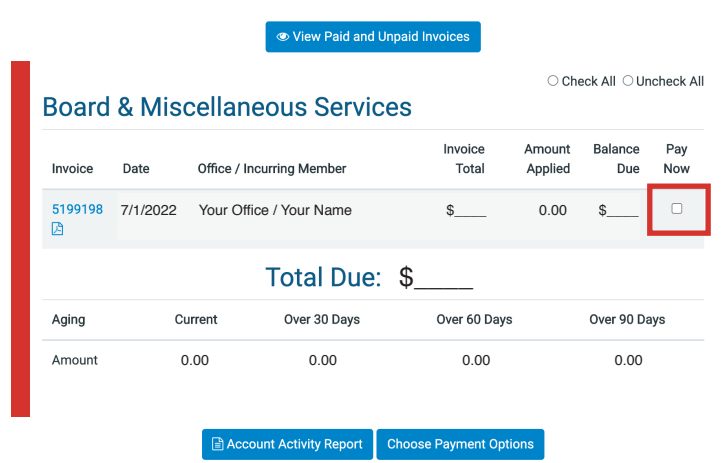
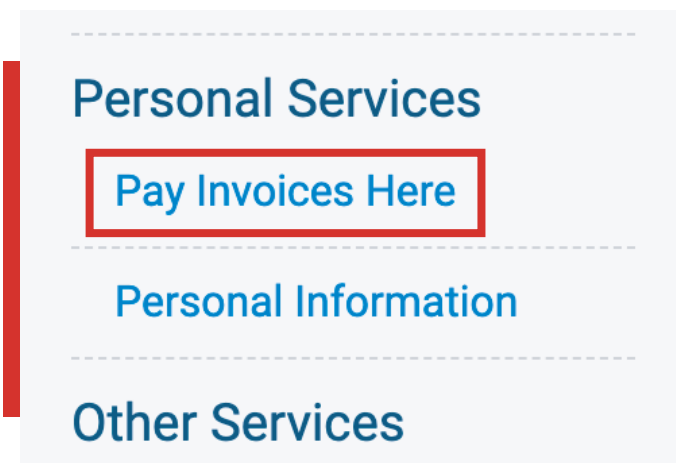


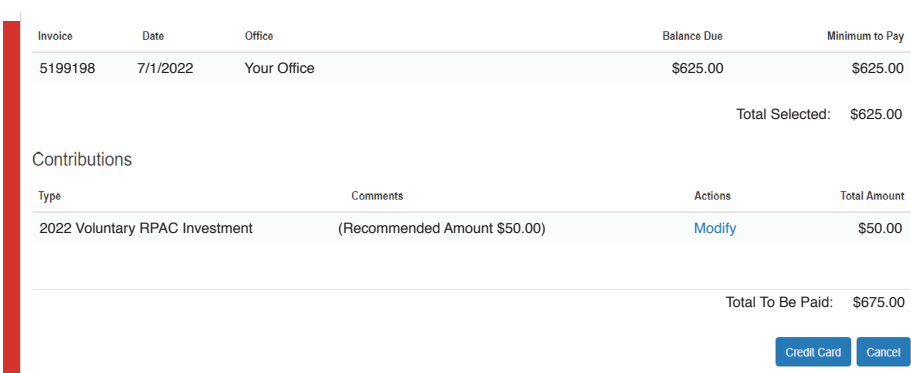
1 Go to www.omaharealtors.com/dues and click on the green “Pay Now” button.

2 Sign in to IMS using your Paragon-MLS User ID and password.



3 Under Personal Services on the far left hand of your screen, click “Pay Invoices Here”.

4 Check the “Pay Now” button on the right side of your screen and click the Choose Payment Options button.



5 If desired, modify your voluntary RPAC investment. All amounts are appreciated! Continue with your credit/debit card information. Please confirm your address. A receipt will be automatically emailed to you for your records.

